

Report for QCSD Health and Safety Survey Part 2: Returning to School in the Fall

Response Counts

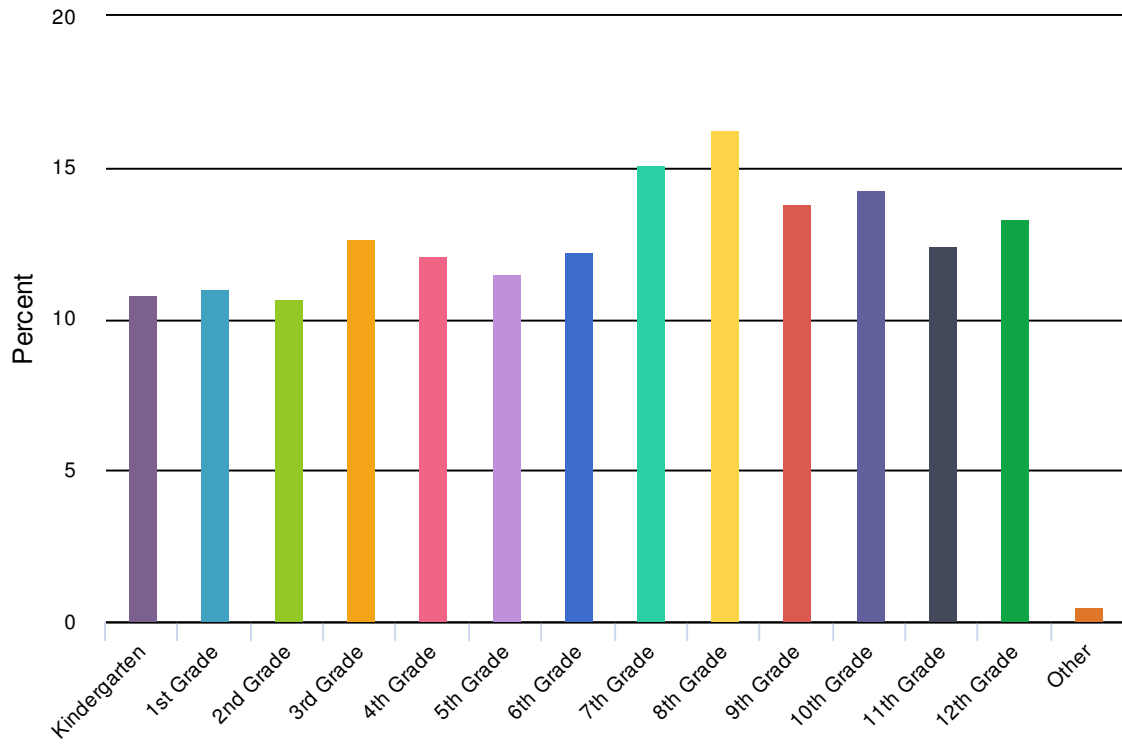


Totals: 1,751

1. How many students do you intend to enroll in QCSD in the Fall?

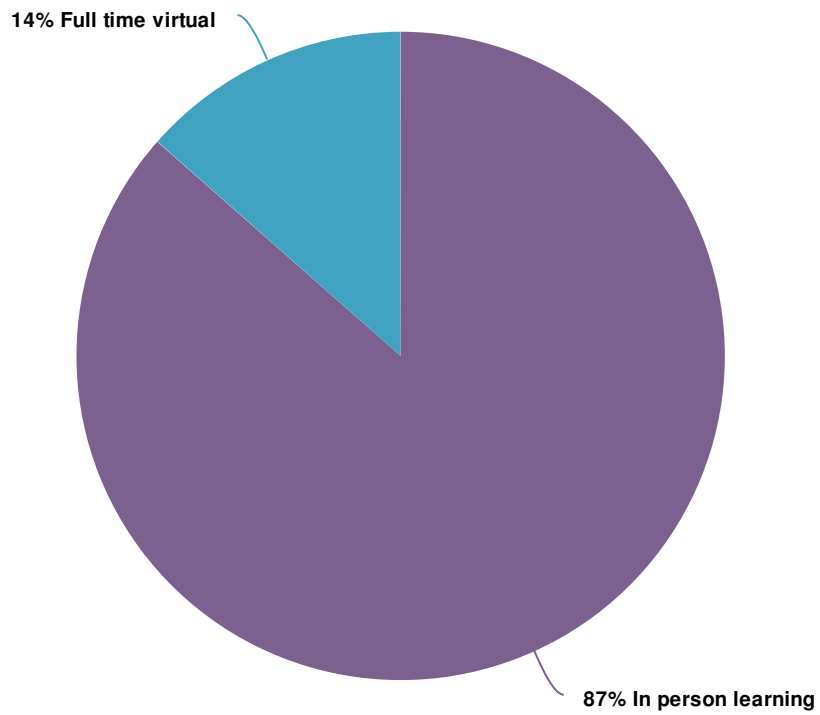
	1	2	3	4	5 or more	Responses
Select a grade level						
Count	788	693	200	36	29	1,746
Row %	45.1%	39.7%	11.5%	2.1%	1.7%	
Totals						1746 100.0%

2. Please select which grade level(s) your child(ren) will be enrolled in. If you have more than 1 child, please check multiple boxes that correspond to the grade(s) they will be enrolled.



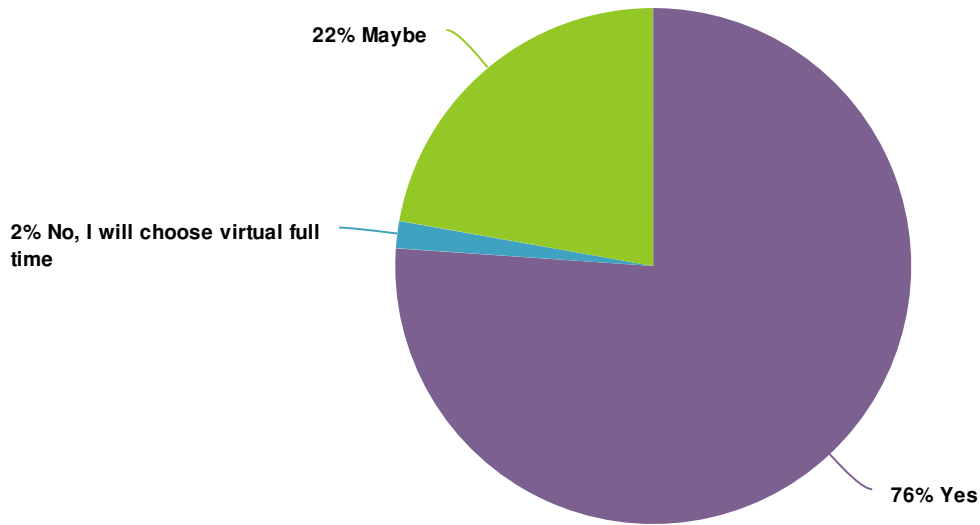
Value		Percent	Responses
Kindergarten		10.8%	188
1st Grade		11.0%	193
2nd Grade		10.7%	187
3rd Grade		12.7%	222
4th Grade		12.1%	212
5th Grade		11.5%	201
6th Grade		12.2%	214
7th Grade		15.1%	264
8th Grade		16.3%	284
9th Grade		13.8%	241
10th Grade		14.3%	250
11th Grade		12.4%	217
12th Grade		13.3%	232
Other		0.5%	8

3. Do you plan to return to in person learning in any capacity or do you plan on a full time virtual environment?



Value	Percent	Responses
In person learning	86.5%	1,512
Full time virtual	13.5%	235
Totals: 1,747		

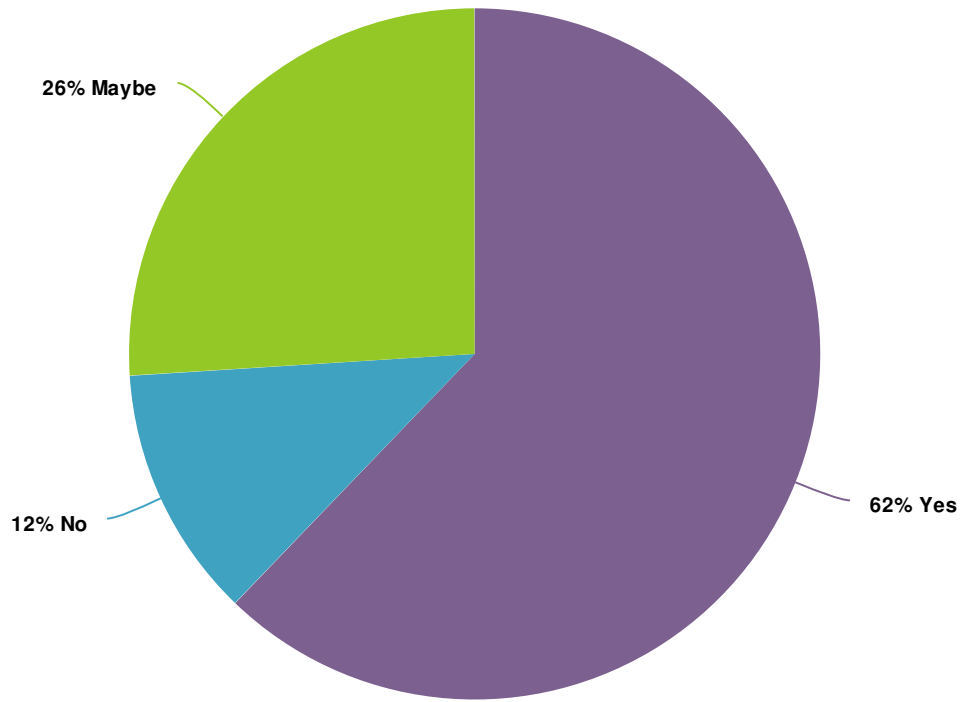
4. The Board will encourage as much social distancing as possible where feasible. When 6-foot spacing (per CDC recommendation) is not feasible in a classroom, 3-foot spacing (W.H.O. and Bucks County Health Department recommendation) could be used instead depending on the mandates from the state. Under those conditions, do you plan to send your children back to in-person learning?



Value	Percent	Responses
Yes	76.1%	1,150
No, I will choose virtual full time	1.7%	26
Maybe	22.2%	336

Totals: 1,512

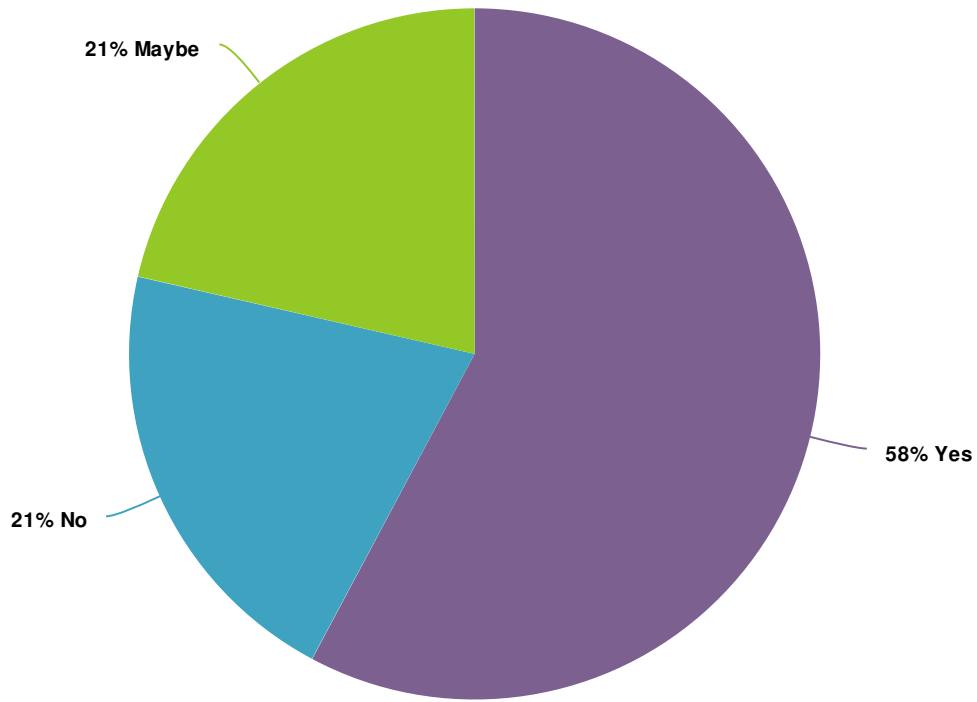
5. If it is mandated that your child wear a mask in the classroom, would you plan to enroll them for in person instruction?






Value	Percent	Responses
Yes	62.2%	941
No	11.8%	178
Maybe	26.0%	393

Totals: 1,512

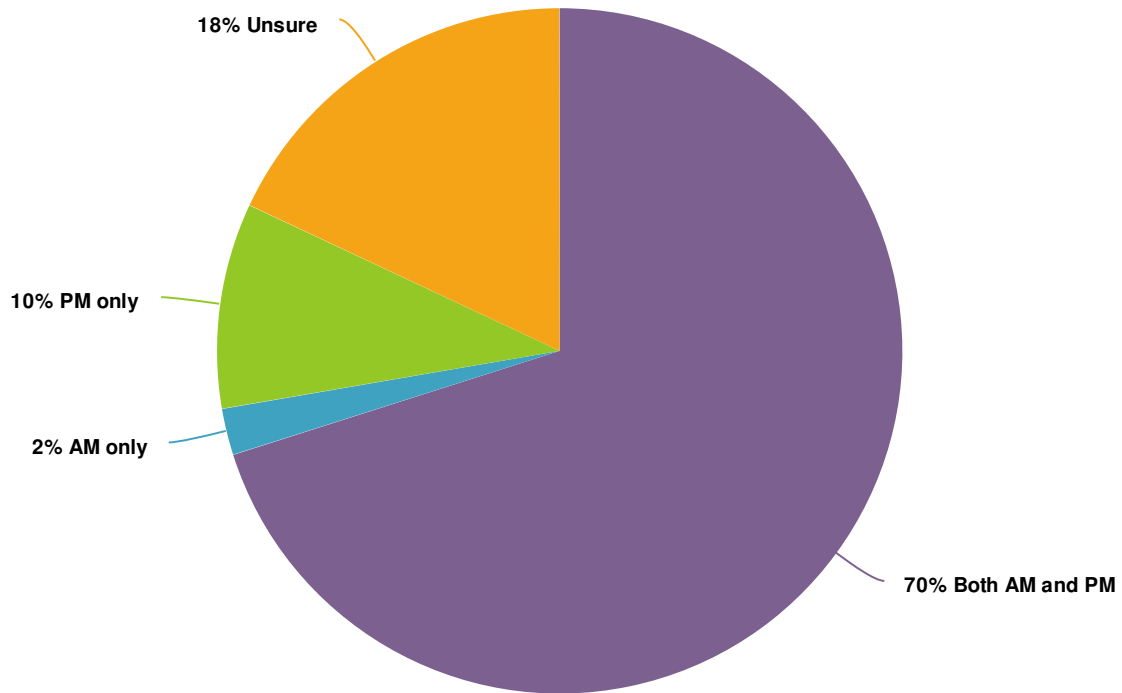
6. If busing capacity (due to physical distancing) becomes an issue for the district, can you find alternate ways to get your kid(s) to school?







Value		Percent	Responses
Yes		57.8%	874
No		20.8%	315
Maybe		21.4%	323

Totals: 1,512

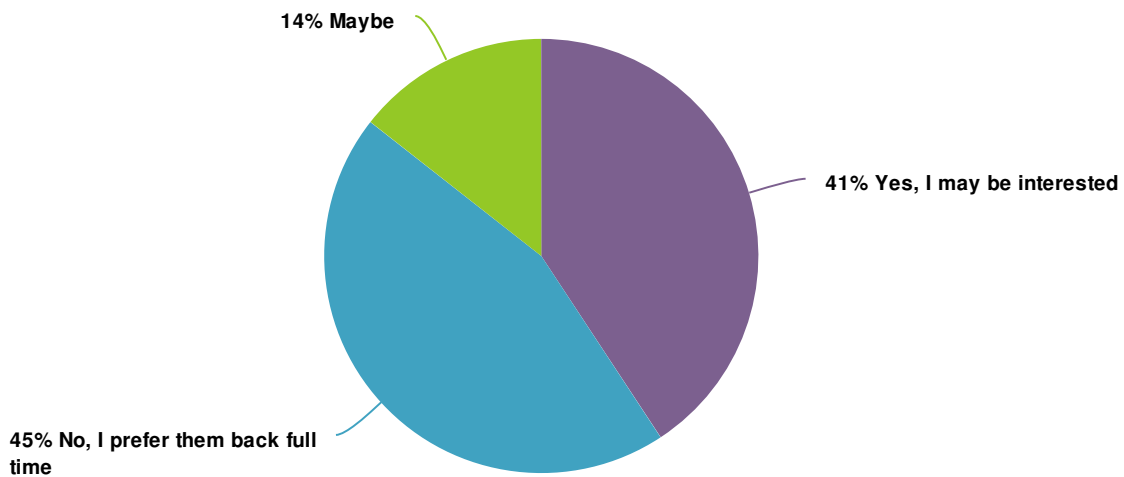
7. Please select the transportation you would require.



Value		Percent	Responses
Both AM and PM		70.1%	447
AM only		2.2%	14
PM only		9.7%	62
Unsure		18.0%	115

Totals: 638

8. Some families want to have their kids back in school every day while some would prefer a hybrid model having their students in a classroom only 2-3 days a week. Would you be interested in an online learning option where you have the ability to keep your child home on certain days (somewhat of an A/B model) receiving instruction at home? This could come in synchronous (live) or asynchronous (view in your own time) and would be the same instruction recorded in the in person classroom setting. The idea behind this would be to provide flexibility for both families who want to return full time and others who prefer a hybrid. This could potentially also keep in person classes smaller.



Value	Percent	Responses
Yes, I may be interested	40.7%	616
No, I prefer them back full time	44.8%	678
Maybe	14.4%	218
		Totals: 1,512